

Notifiable Diseases Report

Sexually transmissible infections in South Eastern Sydney Local Health Districts Midyear report, 2019

Notes:

This report is prepared by the South Eastern Sydney Local Health District Public Health Unit using the NSW Health Notifiable Conditions Information Management System (NCIMS) accessed through SAPHaRI.

Appropriate acknowledgement of the Public Health Unit should accompany any approved use.

All dates reported are based on the calculated date of onset.

Data may be incomplete, especially for infectious syphilis cases where a longer time frame occurs from notification date to the date of classification of infectious cases.

The data within this report may be subject to revision and should not be published or distributed further without approval of the Director, Public Health, SESLHD.

Data extracted 27 August 2019

Summary

Chlamydia

- 3570 notifications received first half of 2019, compared with 6609 in 2018.
- 66% are male, mean age 31 years, 52% are in the 20-29 age group and 39% reside in the Sydney LGA.
- Increase in anorectal chlamydia has continued in 2019, 4028 infection sites have been reported from 3570 people. Of these 2725 genitourinary, 1024 anorectal and 221 throat infections, 21 conjunctiva and 37 unknown body region were notified.

Gonorrhoea

- 1789 notifications received first half of 2019, compared with 3022 in 2018
- The increase in gonorrhoea in women continues, with 247 notifications in the first half of 2019 compared with 369 in 2018.
- 86% are male, mean age 35 years, 38% are in the 20-29 year age group and 49% reside in the Sydney LGA.
- There has been a large increase in anorectal and throat gonorrhoea, however genitourinary is the most prevalent site of infection.

Infectious Syphilis

- 563 notifications were received in 2019, a 27% increase from 2018. In the first half of 2019, 325 notifications have been received.
- 95% are male, mean age 39 years, 33% are in the 30-39 year age group and 56% reside in the Sydney LGA.
- 16 women have been diagnosed with infectious syphilis. 5 are from Randwick and 5 from the Sutherland Shire.
- An increase was reported in transgender people in 2018 with 8 cases reported. In the first half of 2019, 4 notifications have been received for transgender people.
- Indigenous status: 1 (0.31%) notification was identified as Aboriginal or Torres Strait Islander
- Sex of partner for males: 198 (65.1%) male, 24 (7.9%) female, 13 (4.3%) male and female, 69 (22.7%) unknown.
- Sex work: 9 (2.96%) males, 0 (0%) females and 2 (50%) transgender were current sex workers.
- Diagnosing practices are provided in table 4 (page 11). Sydney Sexual Health Centre diagnosed 20% of syphilis notifications in South Eastern Sydney residents.
- There has been an increase in notifications the Sutherland shire. A total of 20 notifications received in the first half of 2019, compared with 23 in 2018 and an average of 7 per year in the 10 years prior. Of the 20 notifications this year, 14 (70%) are male, 5 (25%) female, 1 (5%) transgender. The median age is 29 years (range 15-60 years).

Other infections

- In the first half of 2019 there has been 11 notifications for LGV (24 in 2018) and 15 males with locally acquired shigella (41 in 2018).

CONTACT US

Public Health Unit

Locked Mail Bag 88 Randwick NSW 2031

(Tel) 61 2 9382 8333 (Fax) 61 2 9382 8334

 @SESPUBLICHEALTH

 http://www.seslhd.health.nsw.gov.au/Public_Health/

Chlamydia

Figure 1: Chlamydia notifications in South Eastern Sydney residents by month and gender 2008-Jun 2019

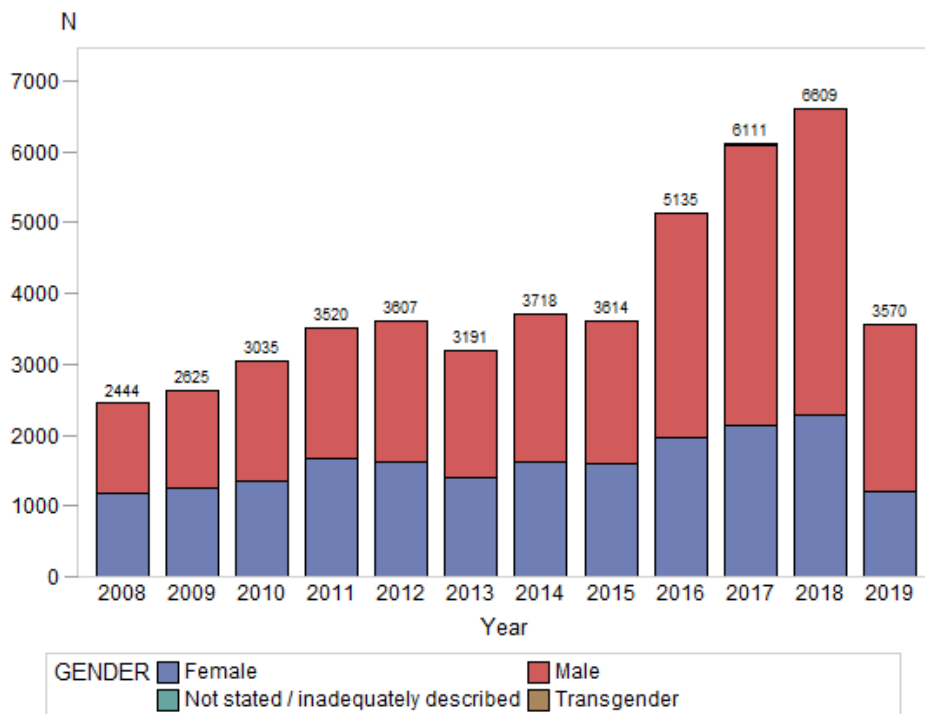
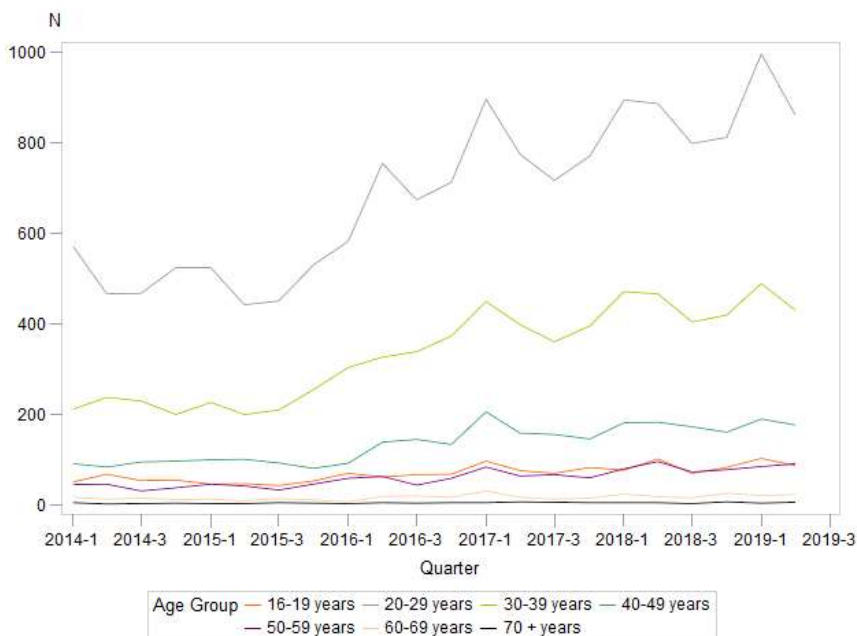


Figure 2: Chlamydia notifications in South Eastern Sydney residents by age group 2014- Jun 2019



CONTACT US

Public Health Unit
 Locked Mail Bag 88 Randwick NSW 2031
 (Tel) 61 2 9382 8333 (Fax) 61 2 9382 8334

@SESPUBLICHEALTH
http://www.seslhd.health.nsw.gov.au/Public_Health/

Figure 3: Chlamydia notifications in South Eastern Sydney residents by site and sex 2014-Jun 2019

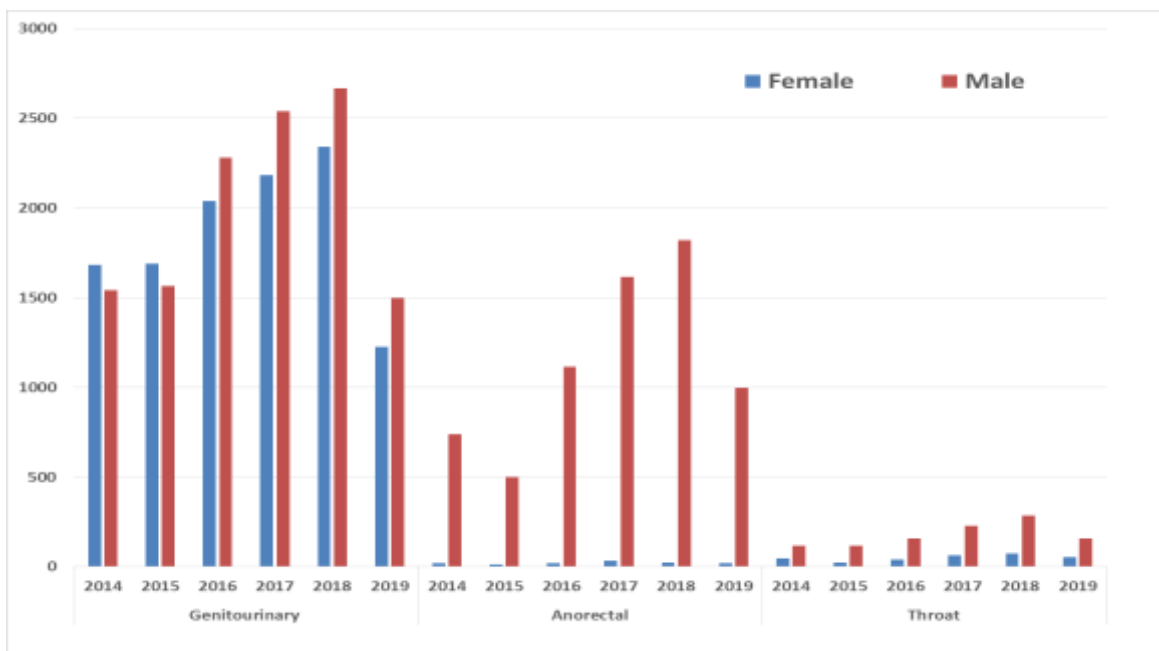
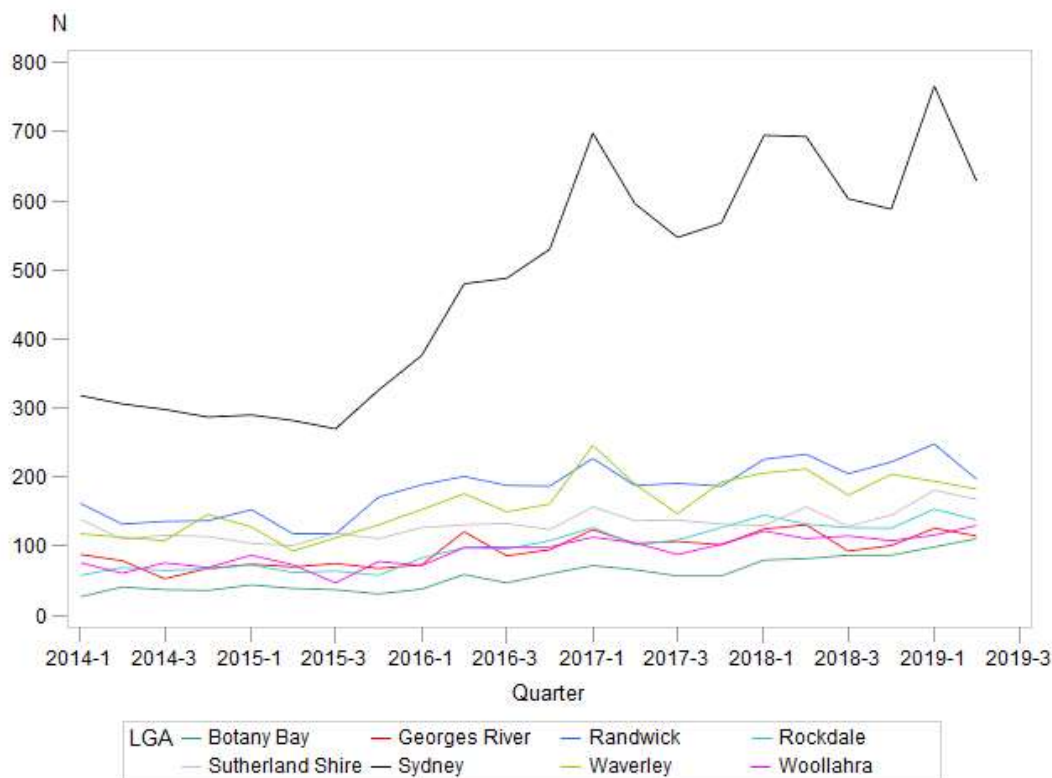


Figure 4: Chlamydia notifications in South Eastern Sydney residents by LGA 2014- Jun 2019



CONTACT US

Public Health Unit
 Locked Mail Bag 88 Randwick NSW 2031
 (Tel) 61 2 9382 8333 (Fax) 61 2 9382 8334

@SESPUBLICHEALTH

http://www.seslhd.health.nsw.gov.au/Public_Health/

Data table 1: Chlamydia notifications in South Eastern Sydney residents 2014-Jun 2019

	Year											
	2014		2015		2016		2017		2018		2019	
	N	%	N	%	N	%	N	%	N	%	N	%
GENDER												
Female	1630	43.84	1607	44.47	1963	38.23	2133	34.90	2280	34.50	1215	34.03
Male	2087	56.13	2005	55.48	3165	61.64	3964	64.87	4310	65.21	2344	65.66
Not stated / inadequately described	1	0.03	.	.	1	0.02	.	.	1	0.02	6	0.17
Transgender	.	.	2	0.06	6	0.12	14	0.23	18	0.27	5	0.14
LGA												
Botany Bay	143	3.85	152	4.21	205	3.99	252	4.12	336	5.08	211	5.91
Georges River	288	7.75	288	7.97	376	7.32	437	7.15	452	6.84	241	6.75
Randwick	567	15.25	561	15.52	766	14.92	793	12.98	891	13.48	446	12.49
Rockdale	261	7.02	259	7.17	386	7.52	465	7.61	531	8.03	292	8.18
Sutherland Shire	481	12.94	436	12.06	518	10.09	564	9.23	563	8.52	352	9.86
Sydney	1209	32.52	1168	32.32	1875	36.51	2410	39.44	2579	39.02	1400	39.22
Unincorporated	4	0.07	1	0.02	.	.
Waverley	485	13.04	465	12.87	641	12.48	777	12.71	799	12.09	379	10.62
Woollahra	284	7.64	285	7.89	368	7.17	409	6.69	457	6.91	249	6.97
Age Group												
0-15 years	8	0.22	7	0.19	9	0.18	2	0.03	14	0.21	15	0.42
16-19 years	224	6.02	185	5.12	263	5.12	322	5.27	328	4.96	188	5.27
20-29 years	2028	54.55	1946	53.85	2724	53.05	3160	51.71	3393	51.34	1859	52.07
30-39 years	876	23.56	888	24.57	1340	26.10	1602	26.22	1760	26.63	919	25.74
40-49 years	363	9.76	371	10.27	506	9.85	663	10.85	695	10.52	365	10.22
50-59 years	156	4.20	163	4.51	221	4.30	271	4.43	323	4.89	174	4.87
60-69 years	53	1.43	43	1.19	59	1.15	72	1.18	80	1.21	42	1.18
70+ years	10	0.27	11	0.30	13	0.25	19	0.31	16	0.24	8	0.22
Total (ALL)	3718	100.00	3614	100.00	5135	100.00	6111	100.00	6609	100.00	3570	100.00

CONTACT US

Public Health Unit

Locked Mail Bag 88 Randwick NSW 2031

(Tel) 61 2 9382 8333 (Fax) 61 2 9382 8334

 @SESPUBLICHEALTH

 http://www.seslhd.health.nsw.gov.au/Public_Health/

Gonorrhoea

Figure 5: Gonorrhoea notifications in South Eastern Sydney residents by month and gender 2008- Jun 2019

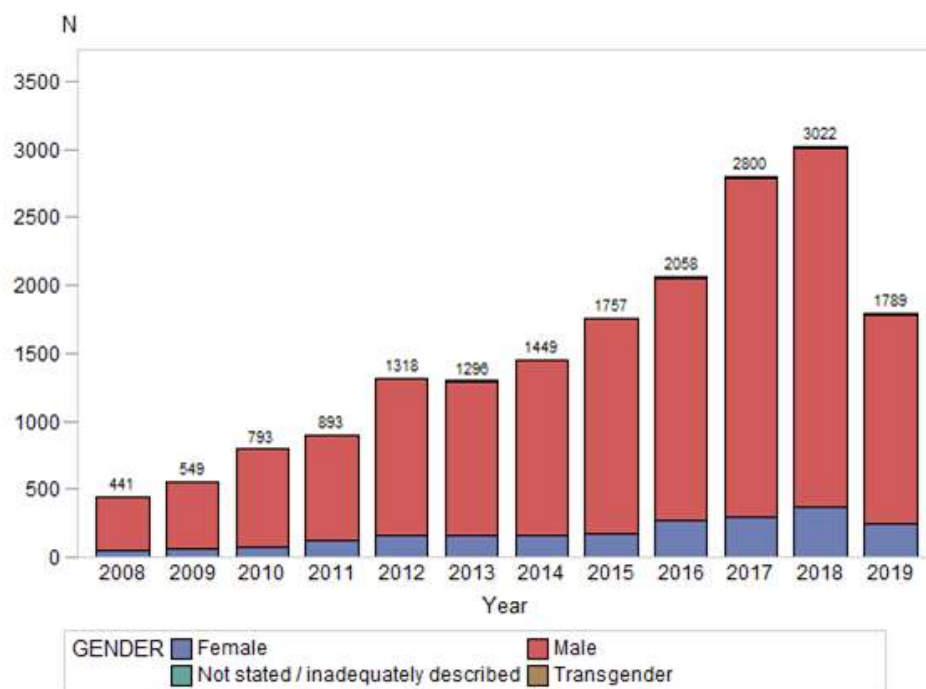
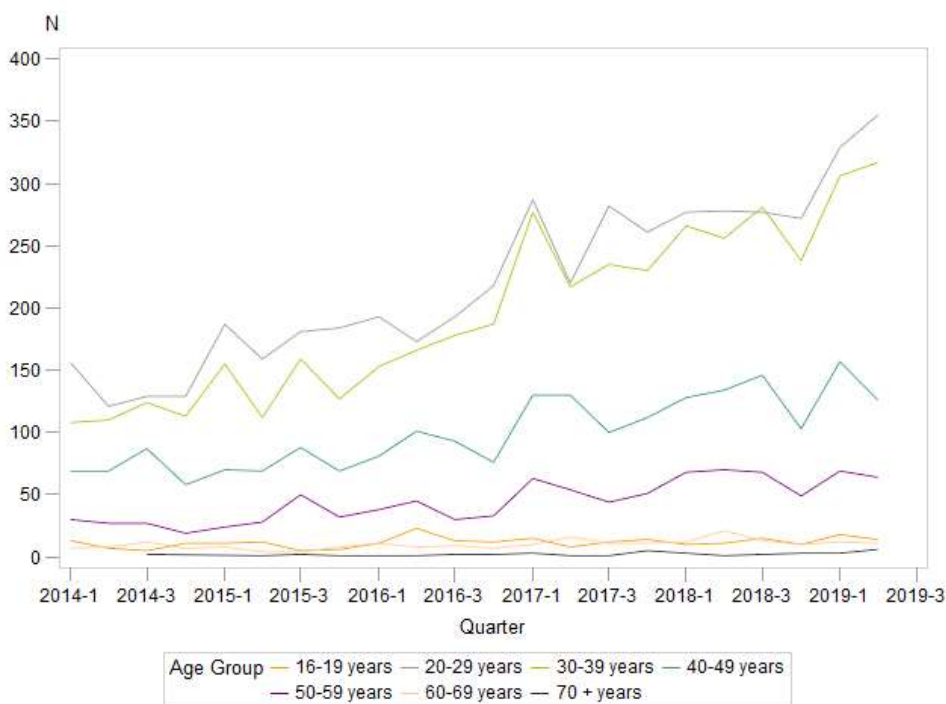


Figure 6: Gonorrhoea notifications in South Eastern Sydney residents by age group 2014- Jun 2019



CONTACT US

Public Health Unit
 Locked Mail Bag 88 Randwick NSW 2031
 (Tel) 61 2 9382 8333 (Fax) 61 2 9382 8334

@SESPUBLICHEALTH

http://www.seslhd.health.nsw.gov.au/Public_Health/

Figure 7: Gonorrhoea notifications in South Eastern Sydney residents by LGA 2014- Jun 2019

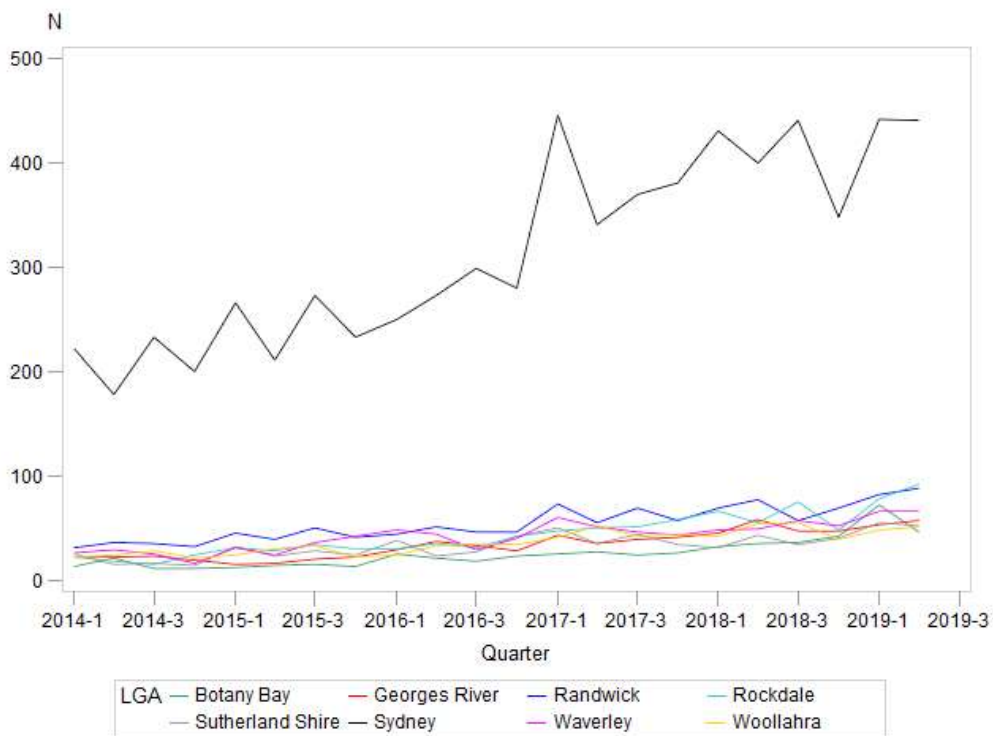
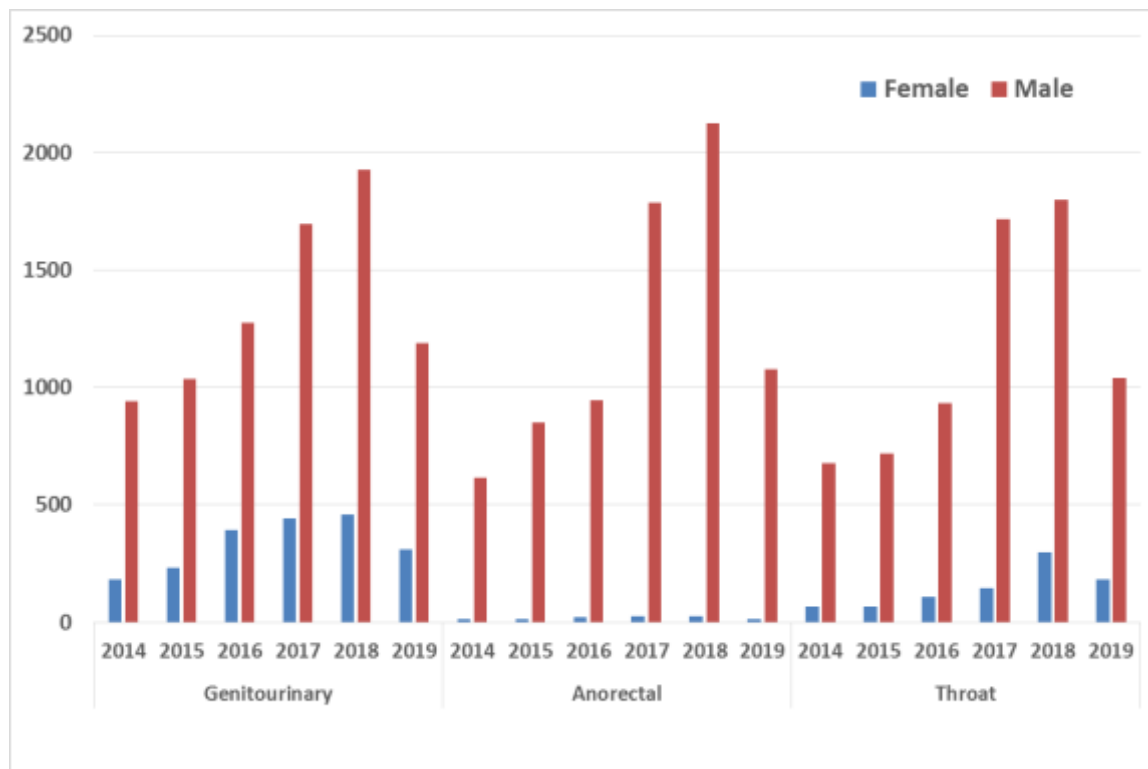


Figure 8: Gonorrhoea notifications in South Eastern Sydney residents by site and sex 2014- Jun 2019



CONTACT US

Public Health Unit
 Locked Mail Bag 88 Randwick NSW 2031
 (Tel) 61 2 9382 8333 (Fax) 61 2 9382 8334

@SESPUBLICHEALTH

http://www.seslhd.health.nsw.gov.au/Public_Health/

Data table 2: Gonorrhoea notifications in SESLHD 2014 – Jun 2019

	Year											
	2014		2015		2016		2017		2018		2019	
	N	%	N	%	N	%	N	%	N	%	N	%
GENDER												
Female	154	10.63	173	9.85	275	13.36	297	10.61	369	12.21	247	13.81
Male	1290	89.03	1580	89.93	1772	86.10	2487	88.82	2638	87.29	1532	85.63
Not stated / inadequately described	2	0.10	2	0.07	.	.	5	0.28
Transgender	5	0.35	4	0.23	9	0.44	14	0.50	15	0.50	5	0.28
LGA												
Botany Bay	56	3.86	54	3.07	87	4.23	102	3.64	145	4.80	118	6.60
Georges River	86	5.94	73	4.15	127	6.17	158	5.64	197	6.52	110	6.15
Randwick	134	9.25	175	9.96	187	9.09	254	9.07	272	9.00	170	9.50
Rockdale	79	5.45	123	7.00	138	6.71	206	7.36	244	8.07	170	9.50
Sutherland Shire	70	4.83	107	6.09	130	6.32	163	5.82	148	4.90	107	5.98
Sydney	833	57.49	983	55.95	1102	53.55	1538	54.93	1620	53.61	883	49.36
Waverley	96	6.63	133	7.57	161	7.82	200	7.14	206	6.82	132	7.38
Woollahra	95	6.56	109	6.20	126	6.12	179	6.39	190	6.29	99	5.53
Age Group												
0-15 years	1	0.07	1	0.06	2	0.11
16-19 years	36	2.48	34	1.94	59	2.87	49	1.75	46	1.52	32	1.79
20-29 years	535	36.92	711	40.47	777	37.76	1050	37.50	1104	36.53	684	38.23
30-39 years	455	31.40	553	31.47	684	33.24	959	34.25	1041	34.45	623	34.82
40-49 years	283	19.53	296	16.85	351	17.06	472	16.86	511	16.91	283	15.82
50-59 years	103	7.11	134	7.63	146	7.09	212	7.57	255	8.44	133	7.43
60-69 years	34	2.35	24	1.37	35	1.70	48	1.71	56	1.85	23	1.29
70 + years	2	0.14	4	0.23	6	0.29	10	0.36	9	0.30	9	0.50
Total (ALL)	1449	100.00	1757	100.00	2058	100.00	2800	100.00	3022	100.00	1789	100.00

CONTACT US

Public Health Unit

Locked Mail Bag 88 Randwick NSW 2031

(Tel) 61 2 9382 8333 (Fax) 61 2 9382 8334

 @SESPUBLICHEALTH

 http://www.seslhd.health.nsw.gov.au/Public_Health/

Syphilis

Figure 9: Infectious syphilis notifications in South Eastern Sydney residents by month and gender 2008-Jun 2019

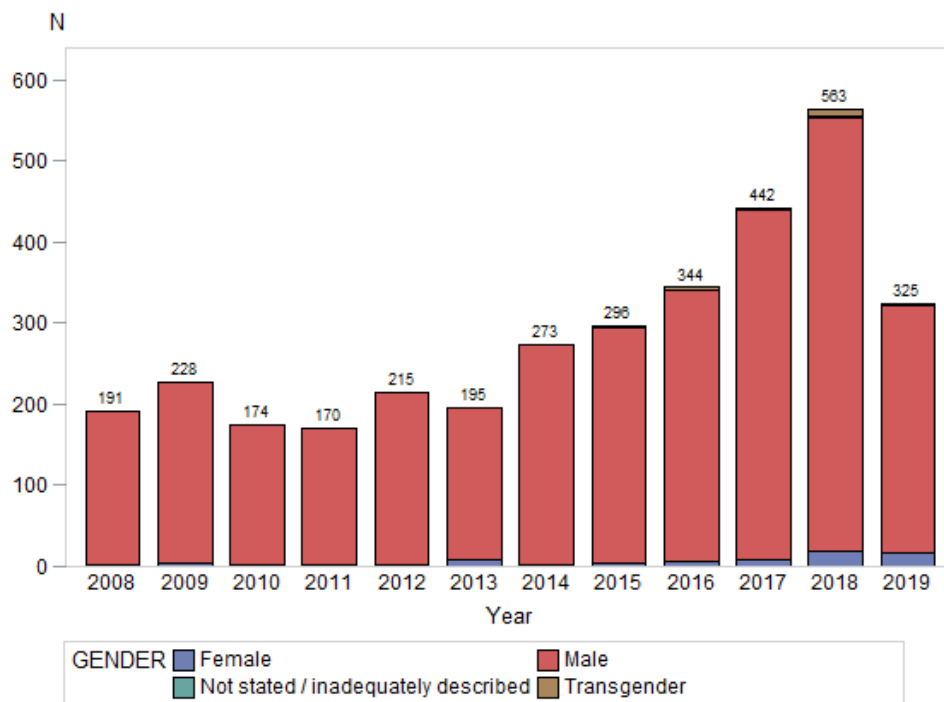
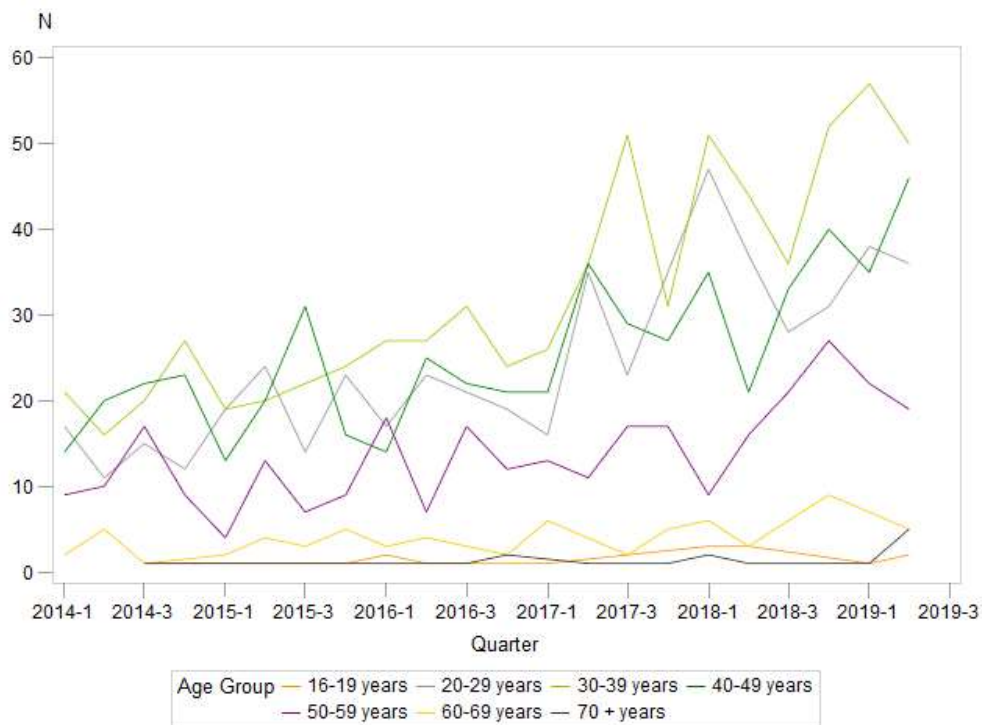


Figure 10: Infectious syphilis notifications in South Eastern Sydney residents by age group 2014- Jun 2019



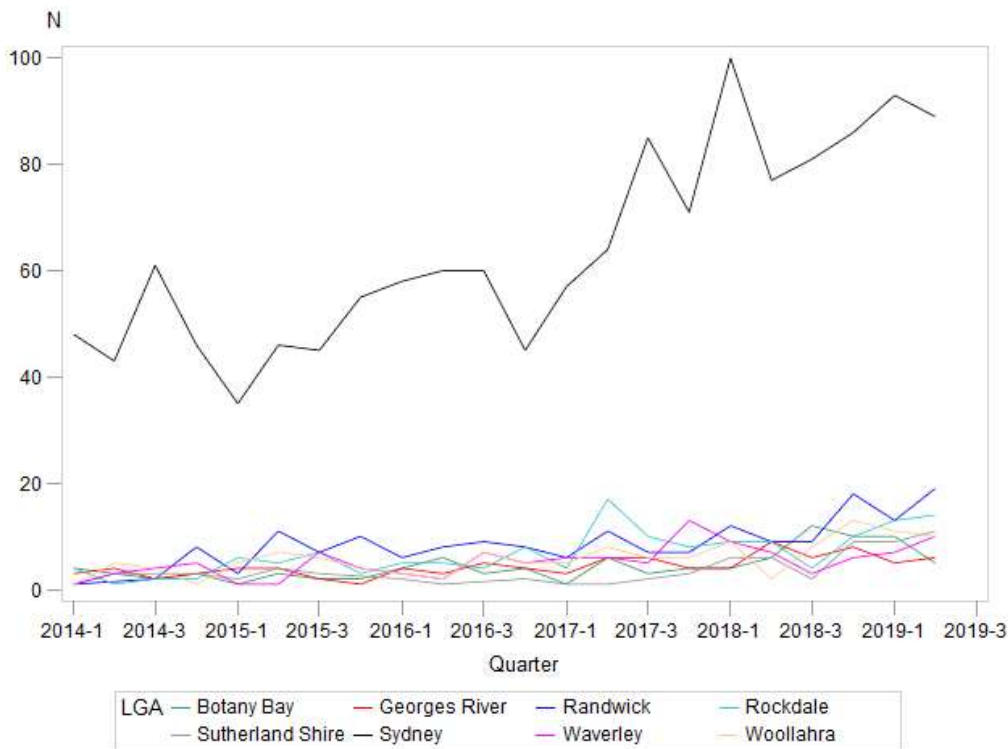
CONTACT US

Public Health Unit
 Locked Mail Bag 88 Randwick NSW 2031
 (Tel) 61 2 9382 8333 (Fax) 61 2 9382 8334

@SESPUBLICHEALTH

http://www.seslhd.health.nsw.gov.au/Public_Health/

Figure 11: Infectious syphilis notifications in South Eastern Sydney residents by LGA 2014-Jun 2019



CONTACT US

Public Health Unit
 Locked Mail Bag 88 Randwick NSW 2031
 (Tel) 61 2 9382 8333 (Fax) 61 2 9382 8334

 @SESPUBLICHEALTH
 http://www.seslhd.health.nsw.gov.au/Public_Health/

Data table 3: Infectious syphilis notifications in SESLHD 2014- Jun2019

	2014		2015		2016		2017		2018		2019	
	N	%	N	%	N	%	N	%	N	%	N	%
GENDER												
Female	1	0.37	4	1.35	6	1.74	9	2.04	20	3.55	16	4.92
Male	271	99.27	291	98.31	335	97.38	430	97.29	533	94.67	306	94.15
Not stated / inadequately described	2	0.36	.	.
Transgender	1	0.37	1	0.34	3	0.87	3	0.68	8	1.42	3	0.92
Indigenous status												
Aboriginal	.	.	6	2.03	1	0.29	3	0.68	6	1.07	1	0.31
Both Aboriginal and Torres Strait Islander	.	.	2	0.68	1	0.18	.	.
Not Aboriginal or Torres Strait Islander	259	94.87	250	84.46	303	88.08	417	94.34	507	90.05	273	84.00
Torres Strait Islander	1	0.37	2	0.68	.	.	1	0.23
Unknown	13	4.76	36	12.16	40	11.63	21	4.75	49	8.70	51	15.69
LGA												
Botany Bay	12	4.40	8	2.70	13	3.78	14	3.17	32	5.68	15	4.62
Georges River	12	4.40	11	3.72	16	4.65	19	4.30	27	4.80	11	3.38
Randwick	11	4.03	31	10.47	31	9.01	31	7.01	48	8.53	32	9.85
Rockdale	9	3.30	21	7.09	22	6.40	39	8.82	32	5.68	27	8.31
Sutherland Shire	7	2.56	9	3.04	5	1.45	7	1.58	23	4.09	20	6.15
Sydney	198	72.53	181	61.15	223	64.83	277	62.67	344	61.10	182	56.00
Waverley	13	4.76	13	4.39	17	4.94	30	6.79	25	4.44	17	5.23
Woollahra	11	4.03	22	7.43	17	4.94	25	5.66	32	5.68	21	6.46
Age Group												
0-15 years	1	0.31
16-19 years	1	0.37	2	0.68	4	1.16	3	0.68	6	1.07	3	0.92
20-29 years	55	20.15	80	27.03	80	23.26	109	24.66	143	25.40	74	22.77
30-39 years	84	30.77	85	28.72	109	31.69	144	32.58	183	32.50	107	32.92
40-49 years	79	28.94	80	27.03	82	23.84	113	25.57	129	22.91	81	24.92
50-59 years	45	16.48	33	11.15	54	15.70	58	13.12	73	12.97	41	12.62
60-69 years	8	2.93	14	4.73	12	3.49	13	2.94	24	4.26	12	3.69
70 + years	1	0.37	2	0.68	3	0.87	2	0.45	5	0.89	6	1.85
Total (ALL)	273	100.00	296	100.00	344	100.00	442	100.00	563	100.00	325	100.00

CONTACT US

Public Health Unit

Locked Mail Bag 88 Randwick NSW 2031

(Tel) 61 2 9382 8333 (Fax) 61 2 9382 8334

 @SESPUBLICHEALTH

 http://www.seslhd.health.nsw.gov.au/Public_Health/

Data table 4: Requesting doctor for infectious syphilis, 2018 and 2019

Practice name	2019		2018	
	N	%	N	%
Sydney Sexual Health Centre	64	19.88	140	24.96
GP (other)	60	18.63	41	7.31
Holdsworth House Medical Practice	43	13.35	71	12.66
Taylor Square Private Clinic	39	12.11	63	11.23
Albion St Centre	21	6.52	46	8.20
East Sydney Doctors	20	6.21	43	7.66
Kirketon Road Centre	14	4.35	23	4.10
St George Hospital Sexual Health	11	3.42	26	4.63
Darlinghurst Medical Centre	10	3.11	16	2.85
Public Hospital - SESLHD	9	2.80	9	1.60
IBAC	7	2.17	12	2.14
Bondi Junction 7 Day Medical Centre	5	1.55		
Hyde Park Medical Centre	5	1.55	6	1.07
Sexual Health Clinic – other LHD	5	1.55	28	4.99
Maroubra Medical & Dental Centre	4	1.24	4	0.71
Macleay St Medical Practice	3	0.93		
Enmore medical practice	<3	-	7	1.25
Mascot Medical	<3	-	6	1.07
Sydney CBD Medical Centre	<3	-	5	0.89
ARYS Health	<3	-	3	0.53
Crown St Medical Centre	<3	-	3	0.53
Edgecliff Medical Centre	<3	-	3	0.53
Oxford Village Medical Centre	<3	-	3	0.53
Aboriginal Medical Service Redfern	1	0.31	1	0.18
Australian Red Cross Blood Services	1	0.31	-	-
Waratah Clinic	-	-	1	0.18
Blank	-	-	1	0.18
Total (ALL)	322	100.00	561	100.00

*Any general practice with <3 infectious syphilis notifications were grouped as GP (Other)

CONTACT US

Public Health Unit

Locked Mail Bag 88 Randwick NSW 2031

(Tel) 61 2 9382 8333 (Fax) 61 2 9382 8334

 @SESPUBLICHEALTH

 http://www.seslhd.health.nsw.gov.au/Public_Health/

Data table 5 Additional data from enhanced surveillance, 2019

Note: this data extracted directly from NCIMS without additional data cleaning done by SAPHaRI. There are a few missing cases.

	Gender						Total (ALL) N
	Female		Male		Transgender		
	N	%	N	%	N	%	
Stage							
Primary	2	14.29	105	34.54	1	25.00	108
Secondary	6	42.86	53	17.43	1	25.00	60
Early Latent	5	35.71	89	29.28	1	25.00	95
Unknown	1	7.14	51	18.75	1	25.00	59
Symptoms							
Yes	7	50.00	127	41.78	1	25.00	135
No	7	50.00	124	40.79	2	50.00	133
Unknown	.	.	53	17.44	1	25	54
Chancere							
Yes			62	20.39	.	.	62
Skin rash							
Yes	6	42.86	32	10.53	1	25.00	39
Lymphadenopathy							
Yes	1	7.14	4	1.32	.	.	5
Place of disease acquisition							
Acquired in Australia outside NSW	.	.	1	0.33	1	25.00	2
Acquired in NSW	8	57.14	114	37.50	1	25.00	123
Acquired outside Australia	2	14.29	21	6.91	.	.	23
Unknown	4	28.58	168	55.26	2	50.00	174
PrEP							
Yes	.	.	72	23.68	1	25.00	73
No	14	100.00	170	55.92	2	50.00	186
Unknown	.	.	62	20.39	1	25.00.	63
Sex of partner							
Person(s) of the opposite sex only	11	78.57	24	7.89	.	.	35
Person(s) of the same sex only	1	7.14	198	65.13	2	50.00	201
Persons of both sexes	1	7.14	13	4.28	1	25.00	15
Sexual exposure unknown	1	7.14	69	22.70	1	25.00.	71
Is person a current sex worker?							
Yes	.	.	9	2.96	2	50.00	11
No	13	92.86	198	65.13	1	25.00	212
Unknown	1	7.14	97	31.9	1	25	99
Total (ALL)	14	100.00	304	100.00	4	100.00	322

CONTACT US

Public Health Unit

Locked Mail Bag 88 Randwick NSW 2031

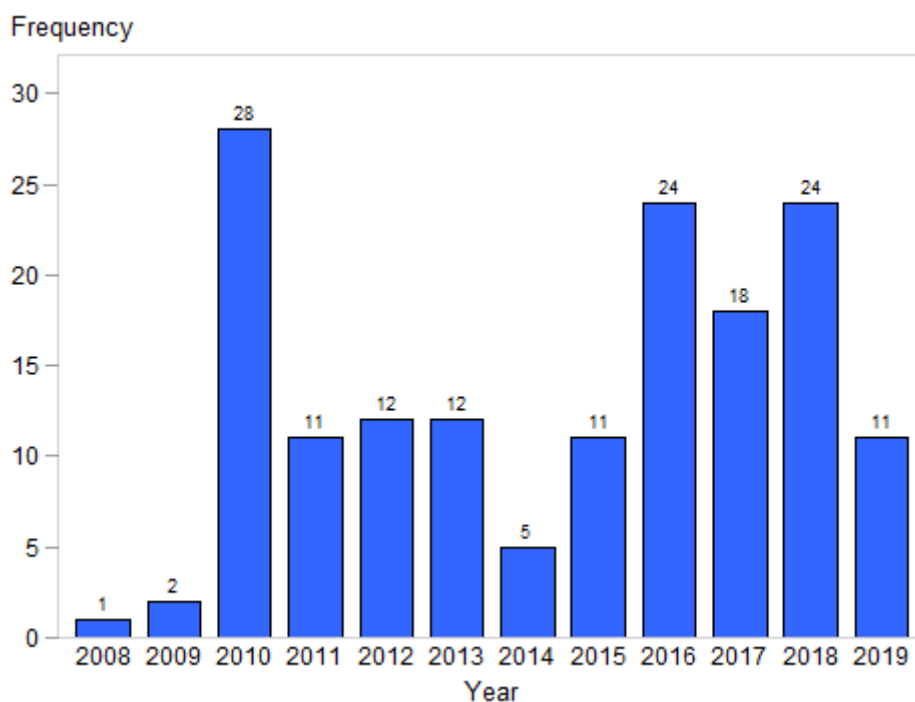
(Tel) 61 2 9382 8333 (Fax) 61 2 9382 8334

 @SESPUBLICHEALTH

 http://www.seslhd.health.nsw.gov.au/Public_Health/

LGV

Figure 12: LGV notifications in SESLHD 2008-Jun 2019



Data table 5: LGV notifications in SESLHD 2014-Jun 2019

	Year											
	2014		2015		2016		2017		2018		2019	
	N	%	N	%	N	%	N	%	N	%	N	%
GENDER												
Male	5	100.00	11	100.00	24	100.00	18	100.00	24	100.00	11	100.00
LGA												
Botany Bay	1	4.17	1	5.56	2	8.33	.	.
Georges River	1	4.17	1	9.09
Randwick	.	.	1	9.09	1	4.17	2	11.11	1	4.17	1	9.09
Rockdale	.	.	1	9.09
Sutherland Shire	2	8.33	1	9.09
Sydney	4	80.00	6	54.55	19	79.17	15	83.33	14	58.33	7	63.64
Waverley	1	20.00	2	18.18	1	4.17	.	.	2	8.33	1	9.09
Woollahra	.	.	1	9.09	2	8.33	.	.	2	8.33	.	.
Age Group												
20-29 years	1	20.00	2	18.18	6	25.00	6	33.33	5	20.83	3	27.27
30-39 years	1	20.00	1	9.09	9	37.50	7	38.89	11	45.83	3	27.27
40-49 years	2	40.00	2	18.18	4	16.67	3	16.67	5	20.83	3	27.27
50-59 years	1	20.00	5	45.45	5	20.83	2	11.11	1	4.17	2	18.18
60-69 years	1	4.17	.	.
70+ years	.	.	1	9.09	1	4.17	.	.
Total (ALL)	5	100.00	11	100.00	24	100.00	18	100.00	24	100.00	11	100.00

CONTACT US

Public Health Unit

Locked Mail Bag 88 Randwick NSW 2031

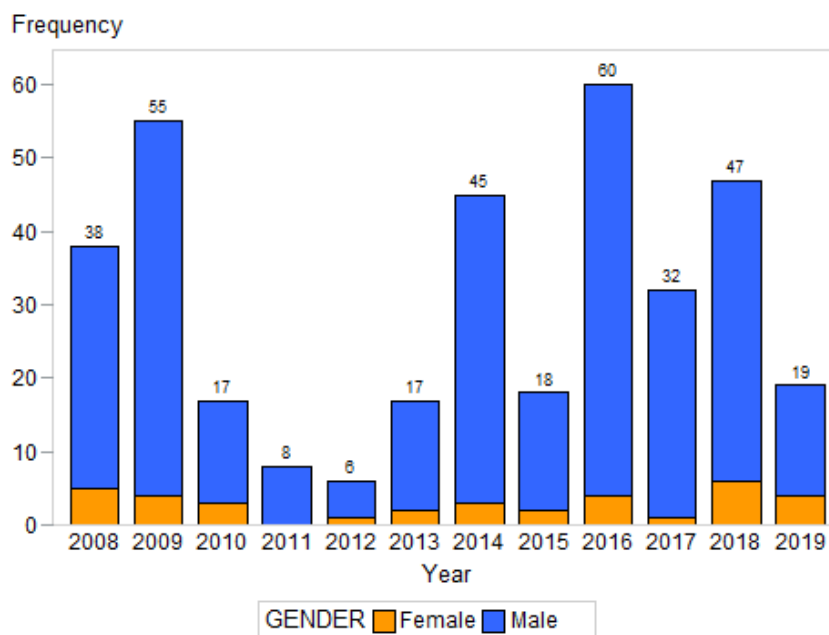
(Tel) 61 2 9382 8333 (Fax) 61 2 9382 8334

 @SESPUBLICHEALTH

 http://www.seslhd.health.nsw.gov.au/Public_Health/

Shigella

Figure 13: Locally acquired (in NSW) Shigella notifications in SESLHD residents by sex 2014-Jun 2019



Data table 6: Locally acquired shigella notifications in SESLHD residents 2014-Jun 2019

	Year											
	2014		2015		2016		2017		2018		2019	
	N	%	N	%	N	%	N	%	N	%	N	%
GENDER												
Female	3	6.67	2	11.11	4	6.67	1	3.13	6	12.77	4	21.05
Male	42	93.33	16	88.89	56	93.33	31	96.88	41	87.23	15	78.95
Age Group												
0-15 years	1	3.13	.	.	1	5.26
16-19 years	1	2.13	.	.
20-29 years	8	17.78	1	5.56	15	25.00	4	12.50	4	8.51	4	21.05
30-39 years	16	35.56	8	44.44	19	31.67	10	31.25	17	36.17	7	36.84
40-49 years	12	26.67	5	27.78	17	28.33	9	28.13	8	17.02	3	15.79
50-59 years	9	20.00	2	11.11	8	13.33	6	18.75	10	21.28	1	5.26
60-69 years	.	.	2	11.11	1	1.67	2	6.25	5	10.64	1	5.26
70 + years	2	4.26	2	10.53
LGA												
Botany Bay	1	2.22	.	.	3	5.00	1	3.13	4	8.51	1	5.26
Georges River	3	6.67	2	10.53
Randwick	5	11.11	2	11.11	7	11.67	2	6.25	8	17.02	3	15.79
Rockdale	3	6.67	1	5.56	4	6.67	2	6.25	3	6.38	1	5.26
Sutherland Shire	2	4.44	2	11.11	1	1.67	.	.	1	2.13	.	.
Sydney	27	60.00	9	50.00	40	66.67	23	71.88	26	55.32	10	52.63
Waverley	3	6.67	1	5.56	3	5.00	4	12.50	4	8.51	1	5.26
Woollahra	1	2.22	3	16.67	2	3.33	.	.	1	2.13	1	5.26
Total (ALL)	45	100.00	18	100.00	60	100.00	32	100.00	47	100.00	19	100.00

CONTACT US

Public Health Unit

Locked Mail Bag 88 Randwick NSW 2031

(Tel) 61 2 9382 8333 (Fax) 61 2 9382 8334

 @SESPUBLICHEALTH

 http://www.seslhd.health.nsw.gov.au/Public_Health/