


Map to St. George Integrated Community Health. Enter via **KENSINGTON STREET**



Kensington Street - Pedestrian Entrance




Walk up the path towards the gate.




Turn right.




Turn right after entering the gate




Walk straight up towards the lifts



Take lift 1st floor.



Exit the lift turn Left



Walk down corridor.



Community Health is on the left.